


Auto Indiana Traveling Exhibit Layout

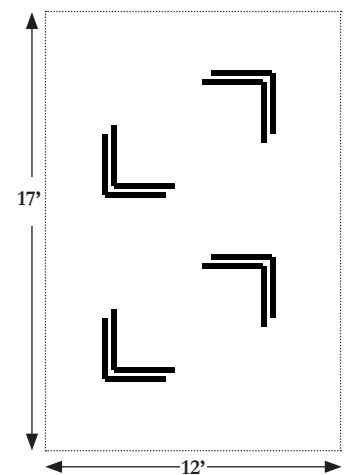
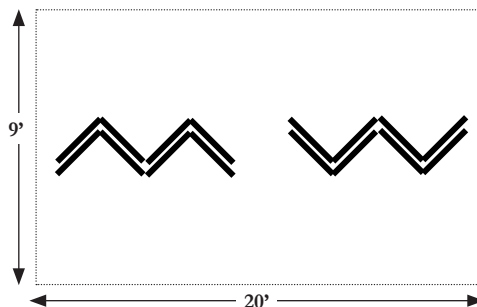
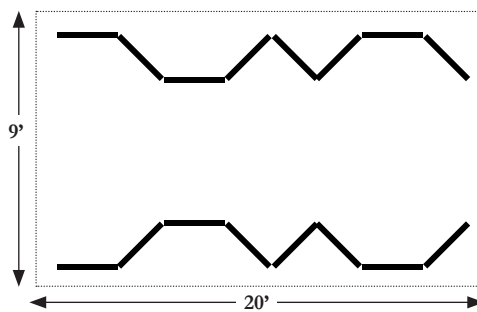
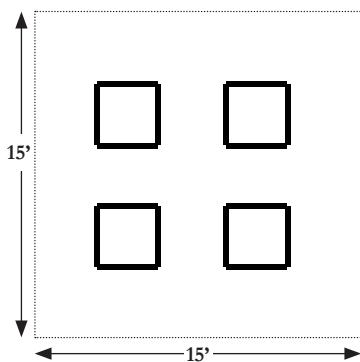
This exhibit consists of **four sections** each with **four panels** (16 panels total). The panels connect with each other magnetically. **NOTE:** There is also one separate, freestanding introduction panel, not shown in sample arrangement options below.

Requires approximately 200 to 250 square feet of floor space, depending on layout
*** These panels are one-sided. ***

Dimensions of each panel:



Sample Arrangement Options (overhead view):



These dimensions represent approximate floor space for each arrangement. Additional arrangements can be made.