

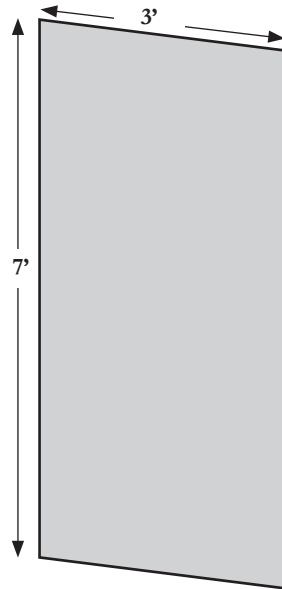
# Traveling Exhibit Layout

This exhibit consists of **four sections** each with **four panels** (16 panels total),  
The panels connect with each other magnetically.

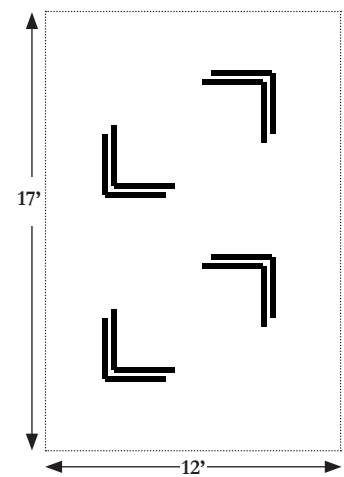
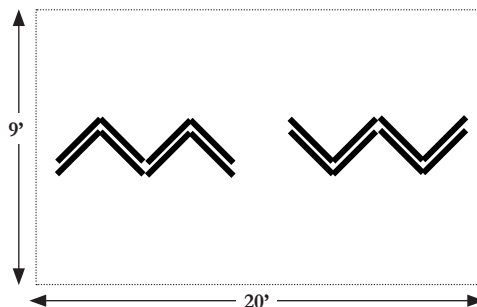
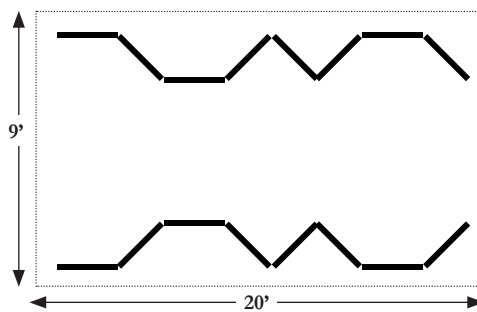
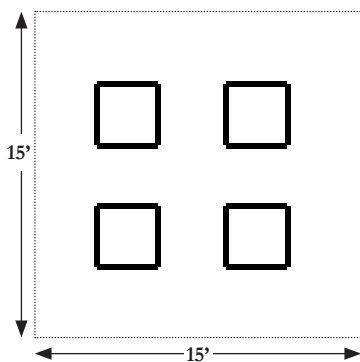
Requires approximately 200 to 250 square feet of floor space, depending on layout

**\* These panels are one-sided. \***

Dimensions of each panel:



## Sample Arrangement Options (overhead view):



These dimensions represent approximate floor space for each arrangement. Additional arrangements can be made.